


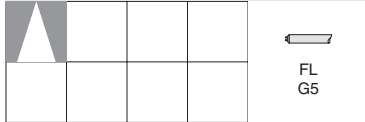




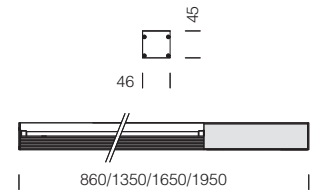
Lamp available in recessed or linear suspended version for direct lighting. Its design is both neutral and sophisticated, reproducing elegant effects in space. Applications include offices, individual worktops and home interiors.



SYSTEMS




IP42IK07

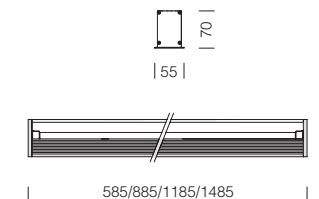
**Housing:** in extruded aluminium.**Diffuser:** made of polycarbonate with a prismatic structure.**Equipment:** supplied with suspension accessories (steel wires and ceiling roses).**Minilinea A suspension**

wattage	colour	CELL		Lamps (Ta=25°C)
		weight	code	Kelvin - ølm - Ra
FL 1x14	nat. oxidised alum.	1,20	22017471-00	4000K - 1200 lm - 1b
FL 1x21	nat. oxidised alum.	1,70	22017473-00	4000K - 1900 lm - 1b
FL 1x28	nat. oxidised alum.	1,90	22017475-00	4000K - 2600 lm - 1b
FL 1x35	nat. oxidised alum.	2,10	22017479-00	4000K - 4300 lm - 1b

The power supply is housed at one end of the lighting fixture.



IP42IK07

**Housing:** in extruded aluminium.**Diffuser:** made of polycarbonate with a prismatic structure.**Equipment:** Can be recessed mounted in a solid line with linear joint code 22097570-00.**Minilinea B recessed**

wattage	colour	CELL		Lamps (Ta=25°C)
		weight	code	Kelvin - ølm - Ra
FL 1x14	nat. oxidised alum.	1,10	22017572-00	4000K - 1200 lm - 1b
FL 1x21	nat. oxidised alum.	1,60	22017574-00	4000K - 1900 lm - 1b
FL 1x28	nat. oxidised alum.	1,80	22017576-00	4000K - 2600 lm - 1b
FL 1x35	nat. oxidised alum.	2,00	22017578-00	4000K - 4300 lm - 1b

Recessed size:

14W=580x46

21W=880x46

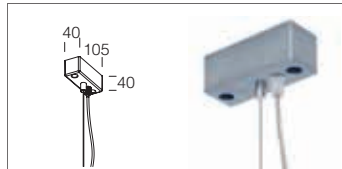
28W=1180x46

35W=1480x46

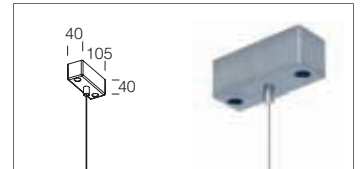
Example of recessed + suspension installation



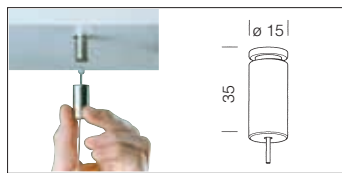
Powered suspension with wire	
100 cm	22003174-00
Supplied with steel wire and millimetre adjustment device and power cord. Max loading 20Kg.	



Suspension with wire	
100 cm	22003176-00
Completed with steel wire and millimetre adjustment device. Max load: 20 kg.	



Simple suspension	
galvanised	22003166-00
Supplied with steel wire (l=1,75m) and millimetre adjustment device. Max load: 20 kg.	



Powered suspension	
100 cm	22003173-00
Supplied with steel wire, millimetre adjustment device, and power cord. Max load: 20 Kg. Length 100 cm	

