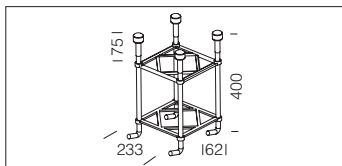


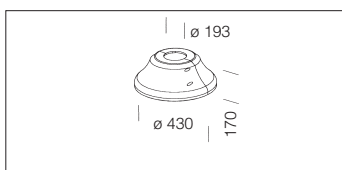
Hot-dip galvanised steel poles. Equipped with inspection window (293x94 mm), removable 4-pole terminal block, max. cross-section 16 sqmm. Supplied with 2 16A safety fuses. With hole for insertion of power supply cable. For the version with base, 4 log bolts to be sunk into the ground, bolts and lids have to be purchased. Standard insulation class II.

NOTE: When using Insulation Class I fixtures, appropriate grounding connections should be included in the system.

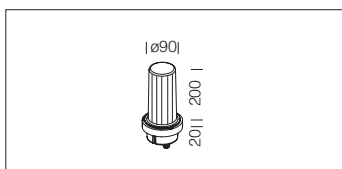
NOTE: The possibility to attach an assembly to the pole is subject to a wind pressure resistance assessment in the areas regulated by CNR-UNI standard 10032-67, according to load assumptions in UNI standard 40/6.



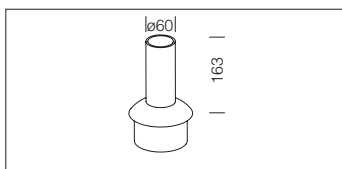
acc. 297 log bolts	
	426448-00
Log bolts are always to be used with the pole 1505.	



acc. 223 base pole cover	
s. silver	991379-00
Die-cast aluminium. To be used as base pole cover acc. 1505.	

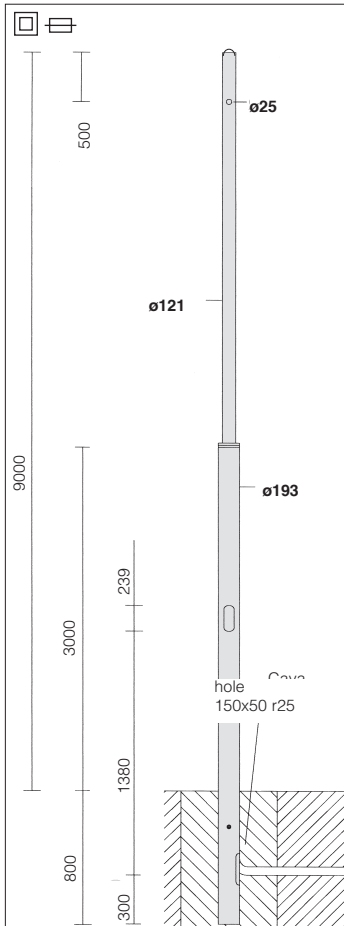


acc. 450 LED head CTL	
LED white	991395-00
LED blue	991395-71
To be installed on pole to give an aesthetic finish.	



acc. 368 mast-top-pole connec.	
silver + graphite	426996-00
In galvanized steel. To be used as a mast-top-pole connection on poles acc. 1503/1505.	





ON REQUEST
Possibility of supplying poles with the following colour paint finishes:
RAL 3003, 5011, 7026, 9011, 8015, 5002 7024, 7016, 9006, 7037, 6004, 8019, 6011, 7022, 1015, 9010.

Inspection door with easily removable terminal board for quick connection.

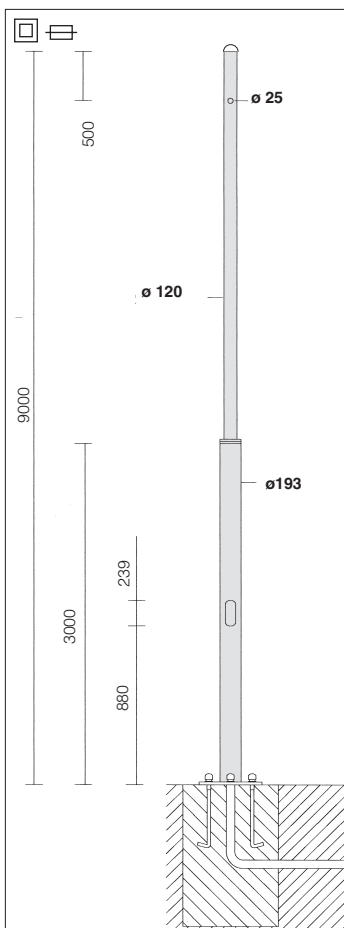
Concrete base dimensions (subject to soil variations)



acc. 1503 steel pole to be buried

colour	code								
s. silver	426586-00	9800	9000	800	1080	239	94	Ø 193	Ø 120
grafhite	426587-00								

Supplied with end cap and holes to let the cables through.



ON REQUEST
Possibility of supplying poles with the following colour paint finishes:
RAL 3003, 5011, 7026, 9011, 8015, 5002 7024, 7016, 9006, 7037, 6004, 8019, 6011, 7022, 1015, 9010.

Inspection door with easily removable terminal board for quick connection.

For correct installation of pole and base, the ceiling cap should be fitted as shown in the assembly drawing featured opposite

Concrete base dimensions (subject to soil variations)

acc. 1505 steel pole with base

colour	code								
s. silver	426562-00	9000	880	239	94	Ø 193	Ø 120	Ø 400	foro Ø 20
grafhite	426563-00								

Supplied with end cap and holes to let the cables through. **Log bolts are to be bought separately acc. 297.**

