

FL...FD
G13/G5

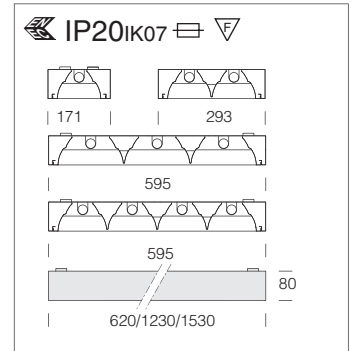
EFF.TOT.
73.6%
e/h = 1.25
BZ = 4/1.0-2

Long. 65°
Transv. 60°
Diag. 65°

WATTAGE	CONSUMPTION
traditional T5	lamps supplied
49W	45W

The fixtures with **T5 lampes** are supplied as standard with **energy saving** lamps.

Radial dark light optical
65° < 200 cd



Dark light optics: double parabolic louvres, in high-gloss plated aluminium 99.99. Anti-glare and anti-iridescence, very low luminance. PVD treatment to increase light efficiency.

773 Comfort T5 - high-gloss optical 99,99				
wattage	CELL-F		CELLF-E	
	weight	code	weight	code
FL1x28	3.00	141010-00	3.50	141010-09
FL1x49	3.70	141011-00	4.10	141011-09
FL2x14	2.80	141012-00		
FL2x28	4.60	141013-00	5.10	141013-09
FL2x49	5.50	141014-00	6.00	141014-09
FL3x28	7.50	141016-00	8.00	141016-09
FL4x14	4.40	141018-00	5.00	141018-09
FL4x28	7.80	141019-00	7.80	141019-09

773 Comfort T8 - high-gloss optical 99,99				
wattage	CEL-F		CELFE	
	weight	code	weight	code
FL 1x36	3.00	141001-08	3.50	141001-09
FL 1x58	3.70	141002-08	4.40	141002-09
FL 2x18	2.90	141003-08		
FL 2x36	4.60	141004-08	5.10	141004-09
FL 2x58	5.50	141005-08	6.00	141005-09
FL 3x36	7.50	141006-08	8.10	141006-09
FL 4x18	4.40	141007-08	5.00	141007-09
FL 4x36	8.20	141008-08	8.70	141008-09

FL...FD
G13/G5

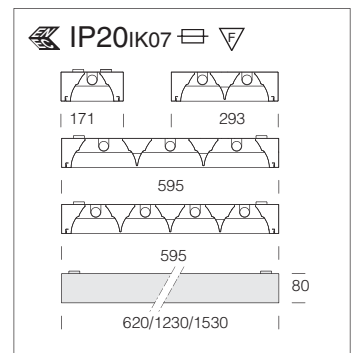
EFF.TOT.
72.5%
e/h = 1.25
BZ = 3/0.8-2

Long. 65°
Transv. 60°
Diag. 65°

WATTAGE	CONSUMPTION
traditional T5	lamps supplied
49W	45W

The fixtures with **T5 lampes** are supplied as standard with **energy saving** lamps.

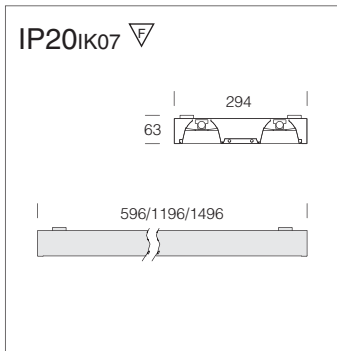
Radial dark light optical
65° < 500 cd



Dark light optics: double parabolic louvres, in matt plated aluminium 99.99. Anti-glare and anti-iridescence, very low luminance. PVD treatment to increase light efficiency.

775 Comfort T5 - matt optical 99,99				
wattage	CELL-F		CELLF-E	
	weight	code	weight	code
FL1x28	3.00	141060-00	3.50	141060-09
FL1x49	3.70	141061-00	4.10	141061-09
FL2x14	2.80	141062-00		
FL2x28	4.60	141063-00	5.10	141063-09
FL2x49	5.50	141064-00	6.00	141064-09
FL3x28	7.50	141066-00	8.00	141066-09
FL4x14	4.40	141068-00	5.00	141068-09
FL4x28	7.20	141069-00	7.80	141069-09

775 Comfort T8 - matt optical 99,99				
wattage	CEL-F		CELFE	
	weight	code	weight	code
FL 1x36	3.00	141101-08	3.50	141101-09
FL 1x58	3.70	141102-08	4.40	141102-09
FL 2x18	2.90	141103-08	3.60	141103-09
FL 2x36	4.60	141104-08	5.10	141104-09
FL 2x58	5.50	141105-08	6.00	141105-09
FL 3x36	7.50	141106-08	8.10	141106-09
FL 4x18	4.40	141107-08	5.00	141107-09
FL 4x36	8.20	141108-08	8.70	141108-09



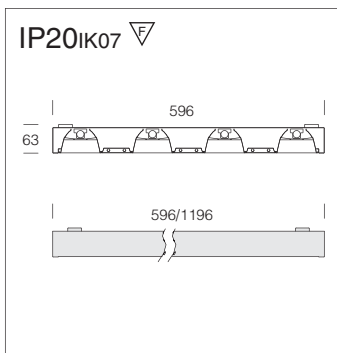
Housing: Made of sheet steel.
Dark light louvre: double parabolic louvres, in matt 99.99 or 99.85 aluminium, anti-glare and anti-iridescence, very low luminance, PVD treatment to improve luminous efficiency.

FL...FDH G5	CELL	750 - FL 2x28
WATTAGE traditional T5 49W		CONSUMPTION lamps supplied 45W
The fixtures with T5 lamps are supplied as standard with energy saving lamps .		



750 Minicomfort T5 - high-gloss optical 99,99								
wattage	colour	weight	CELL code	weight	CELL-E code	weight	CELL-D code	Lamps (Ta=25°C) Kelvin - ølm - Ra
FL 2x14	white	3.00	143500-00					4000K - 1250lm - Ra 1b
FL 2x28	white	4.80	143502-00	5.40	143502-07	4.80	143502-12	4000K - 2650lm - Ra 1b
FL 2x49	white	5.00	143504-00	5.60	143504-07	5.00	143504-12	4000K - 4350lm - Ra 1b

753 Minicomfort T5 - high-gloss optical 99,85								
wattage	colour	weight	CELL code	weight	CELL-E code	weight	CELL-D code	Lamps (Ta=25°C) Kelvin - ølm - Ra
FL 2x14	white	3.00	143540-00					4000K - 1250lm - Ra 1b
FL 2x28	white	4.80	143542-00	5.40	143542-07	4.80	143542-12	4000K - 2650lm - Ra 1b
FL 2x49	white	5.00	143544-00	5.60	143544-07	5.00	143544-12	4000K - 4350lm - Ra 1b



FL...FDH G5	CELL	750 - FL 4x14
Radial dark light optical 65° < 500 cd		



750 Minicomfort T5 - high-gloss optical 99,99								
wattage	colour	weight	CELL code	weight	CELL-E code	weight	CELL-D code	Lamps (Ta=25°C) Kelvin - ølm - Ra
FL 4x14	white	4.90	143501-00	5.50	143501-07	4.90	143501-12	4000K - 1250lm - Ra 1b
FL 4x28	white	8.70	143503-00	9.30	143503-07	8.70	143503-12	4000K - 2650lm - Ra 1b

753 Minicomfort T5 - high-gloss optical 99,85								
wattage	colour	weight	CELL code	weight	CELL-E code	weight	CELL-D code	Lamps (Ta=25°C) Kelvin - ølm - Ra
FL 4x14	white	4.90	143541-00	5.50	143541-07	4.90	143541-12	4000K - 1250lm - Ra 1b
FL 4x28	white	8.70	143543-00	9.30	143543-07	8.70	143543-12	4000K - 2650lm - Ra 1b